



SPIDER CRANE

MC285C-3

Crane Capacity
2.82t × 1.4m

Max. working radius
8.205m × 0.15t

Max Lifting Height
8.7m

NEW



- Slim Body Width : 750mm
- Slew Angle Limit Setting
- Multi Outrigger Positions
- Multi Outrigger Lifting Mode
- Crane/Outrigger Interlock System
- Digital Feedback Remote Control
- 4 Fall/2 Fall Hook Block
- EU Stage V Compliant Engine



Paddle Lever
Radio Remote Control



Programmable
Moment Limiter



Detachable Electric Motor
(Option)



Auxiliary Winch (Option)

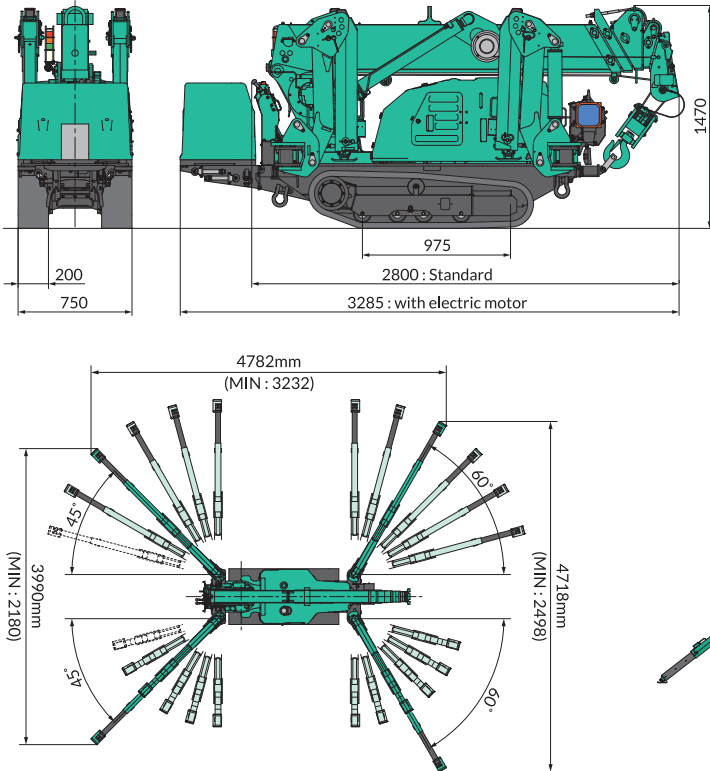


Searcher Hook (Option)

Specifications

Model		MC285C-3
Crane capacity		2.82t x 1.4m
Max. working radius		8.205m x 0.15t
Max.lifting height (on the ground)		8.7m
Max.lifting height (underground)		-10.1m (4 falls)
Max.lifting height (underground)/optional auxiliary winch		-100m (single fall)
Winch system	Hook speed	9.3m/min (4 layers, 4 falls)
	Hoist wire rope	IWRC 6 X Fi (29) 0/0, ϕ 7x48.0m
Telescoping system	Type	Fully automatic 5-section pentagonal telescopic boom (3 to 5 section : simultaneous telescoping)
	Boom length	2.535m - 8.575m
	Boom telescoping stroke / time	6.04m / 22sec
Boom hoist system	Hoist angle / time	0 to 80deg / 14.0sec
Slew system	Slew angle / time	360deg / 0.88rpm
Outrigger system	Type	1st stage with flexible stay damper, 2nd stage manual pullout hydraulic cylinder direct acting type
	Max. extended width (between outside of OR adapters)	(Lateral) 4,782mm x (Front) 4,718mm x (Rear) 3,990mm
Travel system	Type	Hydraulic motor driven , stepless speed changer
	Travel speed	0 - 2.2km/h
	Gradability	20deg
	Crawler ground length x width	975mm x 200mm
Engine(diesel)	Ground pressure (MC285CWM-3)	50.0kpa (0.510kg/cm ²)
	Ground pressure (MC285CWM-E-3)	54.3kpa (0.554kg/cm ²)
	Model	YANMAR 2TNV70-NMBA
	Displacement	569cc (0.569L)
	Rated output	7.4kw (10.1PS) / 2,500rpm
	Starting method	Electric starting
Motor (MC285CWM-E-3)	Fuel / Fuel tank capacity	Diesel / 12.0L
	Motor model	IKKH-FBK8G-4P-5.5kw
	Motor type	Totally enclosed fan-cooled motor 5.5kw, 4P 380V
Remote control system	Starting system	Inverter system (30Hz-60Hz)
	Type	Radio & paddle type control
Overall length x width x height (MC285CWM-3)		2,800mm x 750mm x 1,470mm
Overall length x width x height (MC285CWM-E-3)		3,285mm x 750mm x 1,470mm (Detachable E-motor)
Machine weight (MC285CWM-3)		1,990kg (2,160kg with Aux winch)
Machine weight (MC285CWM-E-3)		2,160kg (2,330kg with Aux winch)
Safety device	Overwind protection, Angle indicator, Hydraulic safety valve, Wire rope latch, Level, Machine body inclination alarm, EMO switch, Moment limiter, Working status lamp, Data logger, Crane & Outrigger interlock device	
Options	White rubber tracks, Single fall hook, 850kg searcher hook, 900kg auxiliary winch	

Dimensions



SPIDER CRANE MC285C-3

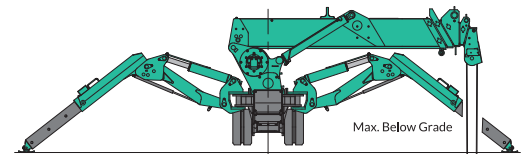
Rated Total Load Chart (4falls)

Outrigger extended to maximum							
2.535m / 4.075m Boom		5.575m Boom		7.075m Boom		8.575m Boom	
Working radius(m)	Rated total load(kg)	Working radius(m)	Rated total load(kg)	Working radius(m)	Rated total load(kg)	Working radius(m)	Rated total load(kg)
1.4 or less	2820	3.0 or less	1220	3.6 or less	820	4.0 or less	550
1.5	2520	3.5	970	4.0	740	4.5	400
2.0	1920	4.0	780	4.5	580	5.0	340
2.5	1570	4.5	630	5.0	480	5.5	300
3.0	1220	5.0	530	5.5	430	6.0	270
3.5	970	5.205	530	6.0	380	6.5	230
3.705	920			6.5	350	7.0	200
				6.705	330	7.5	180
						8.0	150
						8.205	150

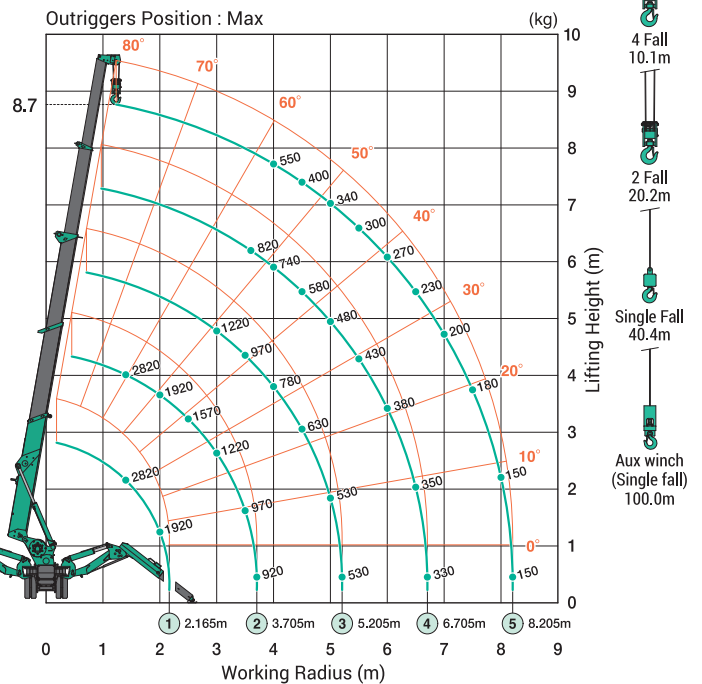
Outrigger extended to other than maximum							
2.535m / 4.075m Boom		5.575m Boom		7.075m Boom		8.575m Boom	
Working radius(m)	Rated total load(kg)	Working radius(m)	Rated total load(kg)	Working radius(m)	Rated total load(kg)	Working radius(m)	Rated total load(kg)
1.5 or less	1720	3.0 or less	510	3.6 or less	400	4.0 or less	330
2.0	1070	3.5	410	4.0	330	4.5	280
2.5	630	4.0	330	4.5	280	5.0	230
3.0	520	4.5	280	5.0	230	5.5	180
3.5	390	5.0	200	5.5	180	6.0	160
3.705	350	5.205	200	6.0	160	6.5	130
				6.5	130	7.0	100
				6.705	120	7.5	80
						8.0	70
						8.205	60

* The Rated Total Load Chart is based on actual working radius including boom deflection.
 * The weight of hook block (standard 4 fall / 2 fall-30kg) must be included as part of the load shown in the Rated Total Load Chart.
 * When using two falls hook or single fall hook, use the appropriate four falls Rated Total Load Chart shown above but with a maximum load of -1410kg for two falls and -710kg for single fall.

MAX. Reach Below Ground



Working Range Chart (4falls)



* Due to improvements, the specifications are subject to change without notice.

⚠ Before use, please read the Operation Manual



MAEDA SEISAKUSHO CO.,LTD.

Head office

No.1095, Onbegawa, Shinonoi, Nagano-City, Nagano-Pref. 388-8522 Japan
 TEL:+81(0)26 292 2228 FAX:+81(0)26 293 8499
 URL : www.maedaminicranes.com E-mail : contact@maeda-minicranes.com